

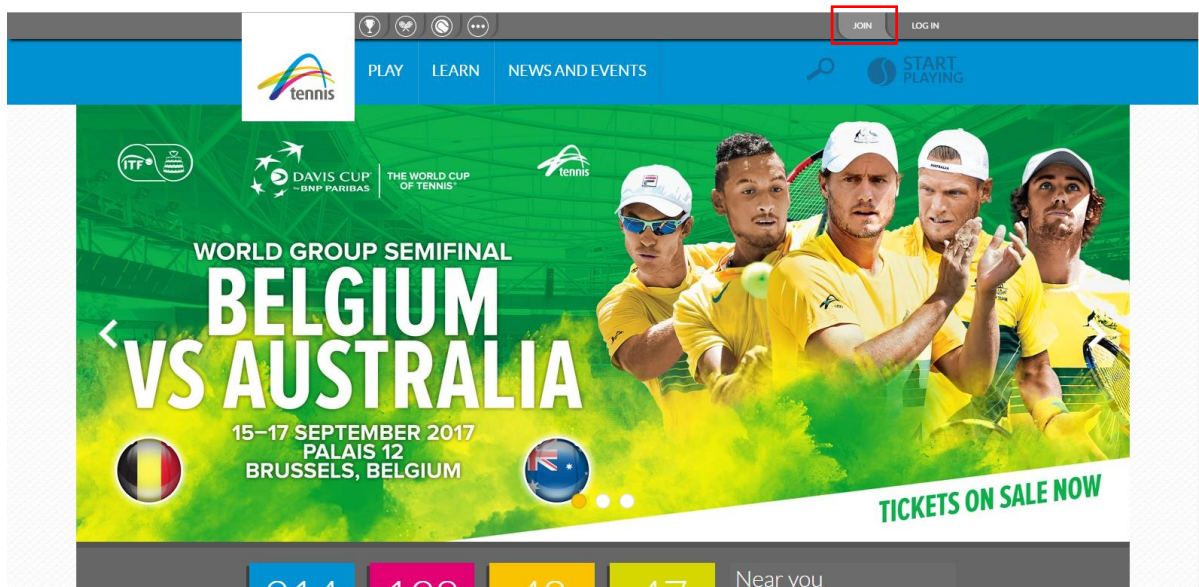
# Create a Tennis Account

## Step 1:

Go to <https://www.tennis.com.au/>

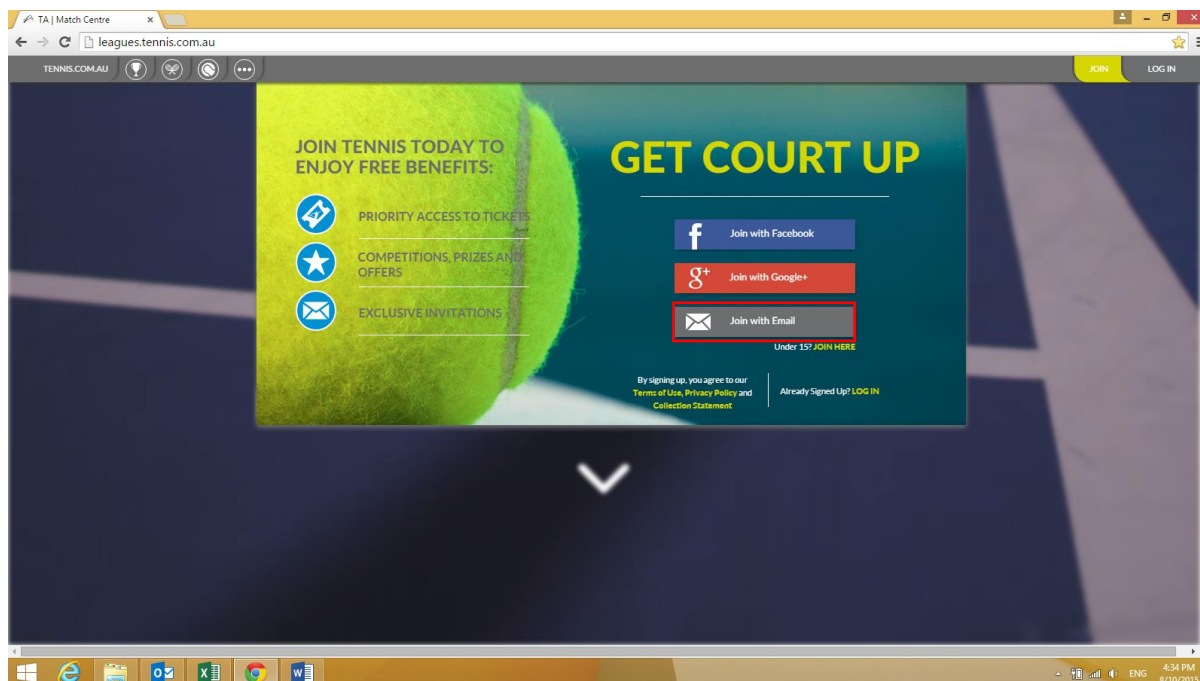
## Step 2:

Click **Join** in the top right of the screen



## Step 3:

Click **Join with Email**



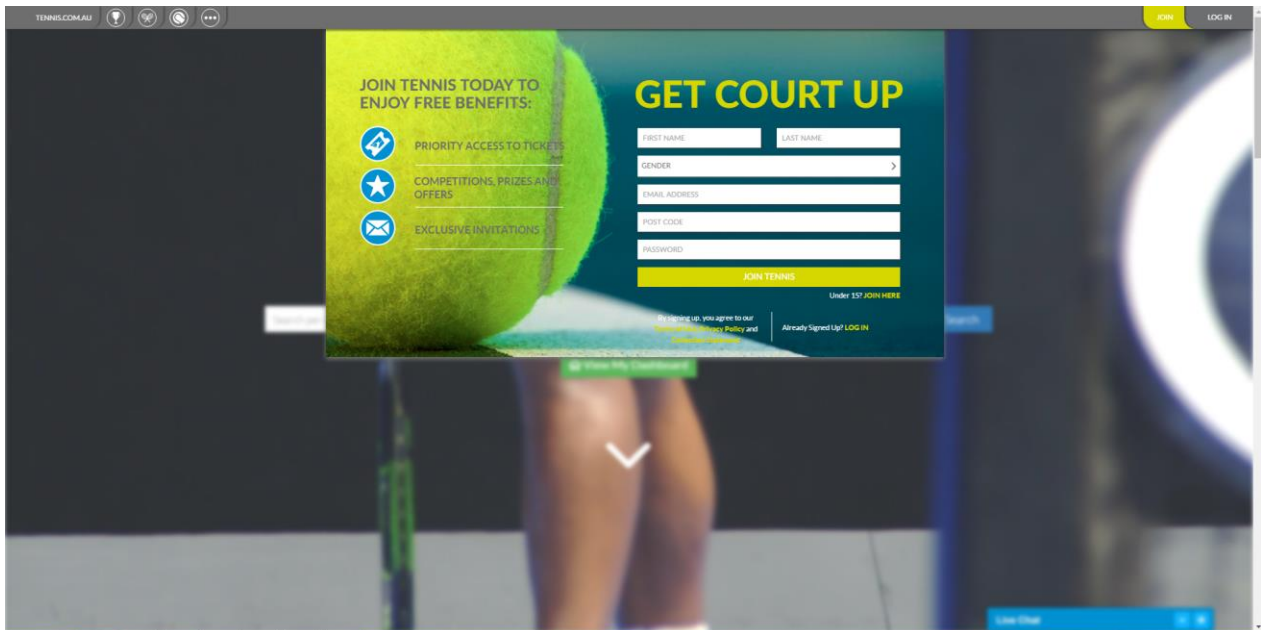
# Create a Tennis Account

## Step 4:

Fill out the information displayed on the screen.

Please note the email that you use cannot be used by another person this will be unique to your log in only.

Once all information is complete, click Join Tennis



The screenshot shows a registration form titled "GET COURT UP" on the website TENNIS.COM.AU. The form is set against a background of a tennis ball and a person's legs on a tennis court. The form includes the following fields and options:

- JOIN TENNIS TODAY TO ENJOY FREE BENEFITS:**
  - PRIORITY ACCESS TO TICKETS
  - COMPETITIONS, PRIZES AND OFFERS
  - EXCLUSIVE INVITATIONS
- GET COURT UP** (Section Header)
- Registration fields:
  - FIRST NAME
  - LAST NAME
  - GENDER
  - EMAIL ADDRESS
  - JOBY CODE
  - PASSWORD
- JOIN TENNIS** (Yellow button)
- Under 15? [JOIN HERE](#)
- By signing up, you agree to our [Terms of Use](#), [Privacy Policy](#) and [Responsible Gaming](#)
- Already Signed Up? [LOGIN](#)